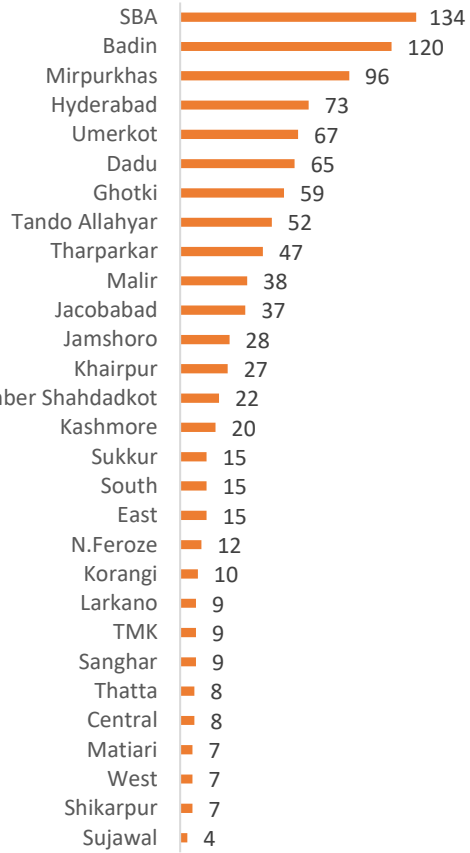
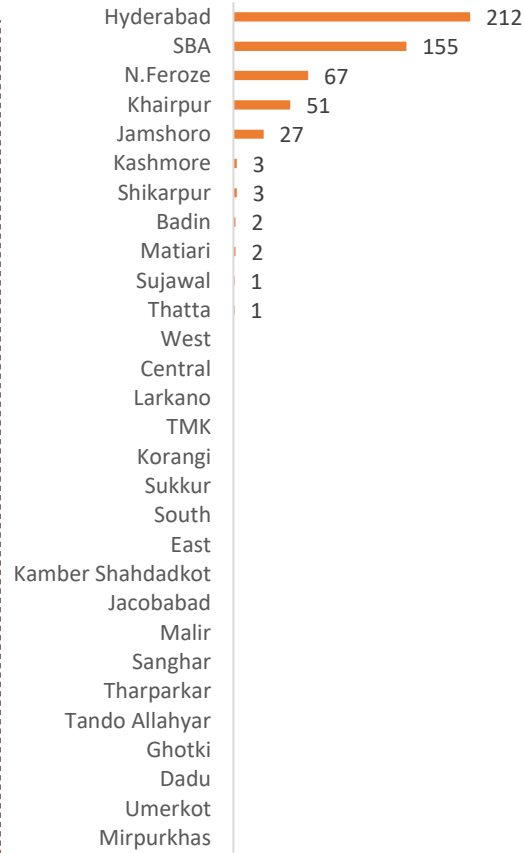


HEATWAVE DAILY SITUATION REPORT (Period Covered 1500 hrs 28-04-2026 - 1500 hrs 11-05-2026)

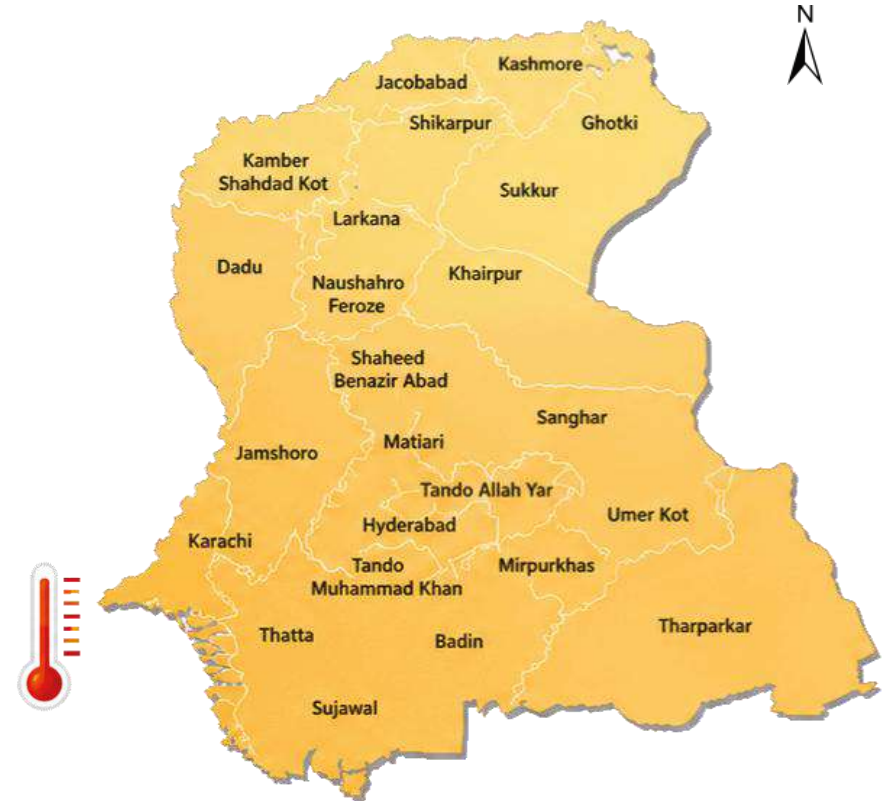
District wise Camps established



District wise Heatstroke Cases Treated



Heat Stabilization Camps / Centers Established Across Sindh by the Government of Sindh



Key Figures

Heatwave Stabilization Camps / Centers Established	Total number of heatstroke cases treated	Number of heatstroke cases treated last 24 Hrs	Casualties	Loss of Livestock
1020	525	31	01	04

Number of Centers / Camps Established in Divisions.

DIVISION	KARACHI	HYDERABAD	SUKKUR	SHAHEED BENAZIR ABAD	LARKANA	MIRPUR KHAS
Camps by Govt	93	366	101	155	95	210

Heat Stroke Report (Period Covered 1500 hrs 28-04-2026 - 1500 hrs 11-05-2026)

S.No	Division	District	Number of Centers / Camps Established	Number of Patients Admitted				Number of Patients Treated/discharged				Number of Patients Under treatment				Casualty (if any)				Loss of Livestock						
				Male	Female	Children	Total	Male	Female	Children	Total	Male	Female	Children	Total	Male	Female	Children	Total	Goats	Buffalo/Cow	Camel	Other Animals	Total		
1	Karachi	Central	8	-	-	-	-	-	-	-	-	-	-	-	-	-	-	-	-	-	-	-	-	-	-	
2		East	15	-	-	-	-	-	-	-	-	-	-	-	-	-	-	-	-	-	-	-	-	-	-	
3		Korangi	10	-	-	-	-	-	-	-	-	-	-	-	-	-	-	-	-	-	-	-	-	-	-	-
4		Malir	38	-	-	-	-	-	-	-	-	-	-	-	-	-	-	-	-	-	-	-	-	-	-	-
5		South	15	-	-	-	-	-	-	-	-	-	-	-	-	-	-	-	-	-	-	-	-	-	-	-
6		West	7	-	-	-	-	-	-	-	-	-	-	-	-	-	-	-	-	-	-	-	-	-	-	-
Sub Total			93	-	-	-	-	-	-	-	-	-	-	-	-	-	-	-	-	-	-	-	-	-	-	
7	Hyderabad	Badin	120	2	-	-	2	2	-	-	2	-	-	-	-	-	-	-	-	-	-	-	-	-	-	
8		Dadu	65	-	-	-	-	-	-	-	-	-	-	-	-	-	-	-	-	-	-	-	-	-	-	-
9		Hyderabad	73	103	53	57	213	102	53	57	212	-	-	-	-	1	-	-	1	3	-	-	-	-	3	
10		Jamshoro	28	13	8	6	27	13	8	6	27	-	-	-	-	-	-	-	-	-	-	-	-	-	-	
11		Matiari	7	2	-	-	2	2	-	-	2	-	-	-	-	-	-	-	-	-	-	-	-	-	-	-
12		Sujawal	4	1	-	-	1	1	-	-	1	-	-	-	-	-	-	-	-	-	-	-	-	-	-	-
13		Tando Allahyar	52	-	-	-	-	-	-	-	-	-	-	-	-	-	-	-	-	-	-	-	-	-	-	-
14		Tando Muhammad Khan	9	-	-	-	-	-	-	-	-	-	-	-	-	-	-	-	-	-	-	-	-	-	-	-
15	Thatta	8	-	1	-	1	-	1	-	1	-	-	-	-	-	-	-	-	-	-	-	-	-	-	-	
Sub Total			366	121	62	63	246	120	62	63	245	-	-	-	-	1	-	-	1	3	-	-	-	-	3	
16	Sukkur	Ghotki	59	-	-	-	-	-	-	-	-	-	-	-	-	-	-	-	-	-	-	-	-	-	-	
17		Khairpur	27	23	20	8	51	23	20	8	51	-	-	-	-	-	-	-	-	-	-	-	-	-	-	
18		Sukkur	15	-	-	-	-	-	-	-	-	-	-	-	-	-	-	-	-	-	-	-	-	-	-	-
Sub Total			101	23	20	8	51	23	20	8	51	-	-	-	-	-	-	-	-	-	-	-	-	-	-	
19	SBA	N.Feroze	12	48	19	-	67	48	19	-	67	-	-	-	-	-	-	-	-	-	-	-	-	-	-	
20		Sanghar	9	-	-	-	-	-	-	-	-	-	-	-	-	-	-	-	-	1	-	-	-	-	1	
21		Shaheed Benazirabad	134	87	66	2	155	87	66	2	155	-	-	-	-	-	-	-	-	-	-	-	-	-	-	
Sub Total			155	135	85	2	222	135	85	2	222	-	-	-	-	-	-	-	-	1	-	-	-	-	1	
22	Larkana	Jacobabad	37	-	-	-	-	-	-	-	-	-	-	-	-	-	-	-	-	-	-	-	-	-	-	
23		Kamber Shahdadkot	22	-	-	-	-	-	-	-	-	-	-	-	-	-	-	-	-	-	-	-	-	-	-	
24		Kashmore	20	1	2	-	3	1	2	-	3	-	-	-	-	-	-	-	-	-	-	-	-	-	-	
25		Larkano	9	-	-	-	-	-	-	-	-	-	-	-	-	-	-	-	-	-	-	-	-	-	-	-
26		Shikarpur	7	2	1	-	3	2	1	-	3	-	-	-	-	-	-	-	-	-	-	-	-	-	-	-
Sub Total			95	3	3	-	6	3	3	-	6	-	-	-	-	-	-	-	-	-	-	-	-	-	-	
27	Mirpurkhas	Mirpurkhas	96	-	-	-	-	-	-	-	-	-	-	-	-	-	-	-	-	-	-	-	-	-	-	
28		Tharparkar	47	-	-	-	-	-	-	-	-	-	-	-	-	-	-	-	-	-	-	-	-	-	-	
29		Umerkot	67	-	-	-	-	-	-	-	-	-	-	-	-	-	-	-	-	-	-	-	-	-	-	
Sub Total			210	-	-	-	-	-	-	-	-	-	-	-	-	-	-	-	-	-	-	-	-	-	-	
Total			1,020	282	170	73	525	281	170	73	524	-	-	-	-	1	-	-	1	4	-	-	-	-	4	